



## LENDI INSTITUTE OF ENGINEERING AND TECHNOLOGY

**An Autonomous Institution**

Approved by AICTE & Permanently Affiliated to JNTU GV

Accredited by NAAC with "A" Grade and NBA

Jonnada (Village), Denkada (Mandal), Vizianagaram Dist – 535 005

Phone No. 08922-241111, 241112

E-Mail: [lendi\\_2008@yahoo.com](mailto:lendi_2008@yahoo.com)

Website: [www.lendi.org](http://www.lendi.org)

### DEPARTMENT OF ENGLISH

#### *Certificate*

of completion of lab work

**I B Tech SEM-I/II**

This is to certify that Mr/Ms \_\_\_\_\_ bearing Regd. Number \_\_\_\_\_ of I B Tech has completed all the activities as part of Laboratory work for Semester \_\_\_\_\_ of the \_\_\_\_\_ course in the Department of \_\_\_\_\_ during the academic year \_\_\_\_\_.

Remarks:

\_\_\_\_\_  
\_\_\_\_\_

Signature of the Course Coordinator

Signature of the Head of the Department

Scan it for Results



<https://bit.ly/3PUqGBB>

## RESULT

Particulars	Obtained Marks in number	Remarks
<b>Professionalism - Punctuality - Participation (PPP Total Marks-15 M)</b>		
<b>Cycle-1 Reflection (40 M)</b>		
<b>Cycle -2 Reflection (30 M)</b>		
<b>Self-Assessment (15 M)</b>		
<b>Total (100 M)</b>		

<b>Satisfactory</b>	<b>Dissatisfactory</b>

## INDEX

S. No.	Contents	Week no.	Pg. Nos.
1	Syllabus	2	6-8
2	Assessment, Grade, and Pass Criterion.	2	9-11
3	Professional Certificate Course Tracking page		12
4	Achievement Badge Rubric for Unit Evaluation	2	13
PRACTICE			
5	Unit-1: The Wellspring of Communication	3 & 4	15-16
6	Unit-2: The Language of Technology	5 & 6	17-18
7	Unit-3: The Art of Persuasion	7 & 8	19-20
8	Unit-4 The Symphony of Collaboration	10 & 11	21-22
9	Unit-5 The Crucible of Critical Thought	12 & 13	23-24
EVALUATION			
10	Cycle-1 Assessment	9	26
11	Cycle-2 Assessment	14	27
12	Fortnight Padlet Progress Track 1-5	4, 6, 8, 11 & 13	28-32
13	Celebrating Learning: Badge Tracker	4, 6, 8, 11 & 13	33

**For all Details of the Course Scan the below Code**



## Syllabus

Year: I B.Tech.

Semester: I/II

Subject Code	Subject Name	L	T	P	C
R23 BSH-VC2201	English Communication Practice (ECP)	0	0	3	0

### Course Objectives

- Encourage students to actively contribute to class discussions by asking questions, sharing opinions, and responding to peers.
- To encourage students to critically analyse and evaluate technical information before communicating it.
- To emphasise the importance of establishing credibility and trustworthiness in persuasive communication.
- To acquire a diverse and extensive vocabulary relevant to academic, professional, and real-time contexts.
- Collaborate with team members to achieve shared goals and foster a positive and cooperative work environment.
- Enhance analytical abilities to evaluate information critically.

### Course Outcomes

CO1: To articulate thoughts and ideas clearly and confidently for academic, professional, and personal success.

CO2: Boost professionalism and confidence in public speaking, delivering technical presentations with poise and credibility through practice and feedback.

CO3: Refine spoken language proficiency to articulate persuasively, mastering the art of balanced communication with evidence, ethics, and audience perspective.

CO4: Cultivate teamwork and leadership prowess, fostering effective collaboration, communication, task delegation, and conflict resolution.

CO5: Gaining the skill to carefully examine information, spot trustworthy sources, recognise biases, find errors in reasoning, and make well-informed decisions.

### Unit 1 Foundations of Communication

9 Hours (3L)

**Speaking:** Engage in discussions on specific topics in pairs or small groups and report the discussed ideas.

**Vocabulary:** Expand vocabulary by learning compound words and collocations related to real-time examples.

### Learning Outcomes

- Asking and answering general questions on familiar topics such as directions, Personal Hobbies and Interests, Travel Experiences, interviews and Admission procedure by using proper structure and phrases.
- Develop proficiency in basic verbal and nonverbal communication skills, including active listening, body language interpretation, and clarity in expression.
- Gain insight into the role of culture, context, and interpersonal dynamics in shaping communication interactions.
- Apply foundational communication principles to various contexts, such as personal

relationships, professional settings, and public speaking engagements.

## **Unit 2 Technical Communication**

**9 Hours (3L)**

**Speaking:** Get better at talking about technical stuff clearly and confidently in presentations. Learn to explain tech things in ways that everyone can understand, and be open to helpful feedback to improve.

**Vocabulary:** Usage of advanced Vocabulary related to presenting complex technical information. Reviewing and refining vocabulary usage in real-world scenarios.

### **Learning Outcomes**

- Enhance the ability to articulate technical concepts clearly and confidently in spoken communication through oral presentations.
- Improve the ability to explain technical concepts in ways that match different people's understanding.
- Learn to give and receive feedback constructively, fostering growth and improvement through effective communication and mutual respect.
- Strengthen presentation skills to effectively convey complex technical information in a structured and engaging manner by using technical tools.
- Develop active listening skills to understand and respond to technical discussions and inquiries accurately.

## **Unit 3 Persuasive Communication**

**9 Hours (3L)**

**Speaking:** Incorporating narrative elements into communication .Creating compelling stories to convey ideas. Engaging emotions through storytelling.

**Vocabulary:** Studying emotional vocabulary to evoke empathy and influence audience emotions.Exploring powerful words and phrases for impactful persuasion.

### **Learning Outcomes**

- Learn to make strong arguments using facts and clear thinking to convince others.
- Get better at speaking by learning VOCABULARY and using it to express ideas more clearly and convincingly.
- Develop skills in identifying and addressing potential objections or concerns raised by the audience.
- Master persuasive language and techniques, including storytelling, emotional appeal, and credibility-building, to ethically influence opinions and behaviours, prioritizing audience needs, values, and interests.

## **Unit 4 Collaborative Communication**

**9 Hours (3L)**

**Speaking:** Understanding of collaborative communication principles while developing active listening, empathy, clear communication, conflict resolution, and negotiation skills for effective teamwork.

**Vocabulary:** Understanding the role of vocabulary in teamwork.Identifying key terms related to collaboration and cooperation.Building a foundation for effective communication within a team.

### **Learning Outcomes**

- Foster an understanding of the principles and importance of collaborative communication in achieving team objectives.
- Develop active listening and empathy skills to effectively engage with team members, fostering a culture of mutual respect and understanding.
- Learn strategies for clear and transparent communication to ensure alignment on goals,

roles, and responsibilities within the team.

- Cultivate proficiency in conflict resolution and negotiation techniques to address differences of opinion constructively and promote harmonious collaboration.

## Unit 5 Critical Thinking in Communication

9 Hours (3L)

**Speaking:** Techniques for evaluating the validity of arguments .Assessing the credibility of claims and evidence. Recognizing and addressing counter arguments.

**Vocabulary:** Mastering idiomatic expressions for enhanced fluency. Applying vocabulary in specific contexts and scenarios. Analyzing contextual appropriateness in word usage.

### Learning Outcomes

- Applying logical reasoning skills to evaluate the validity of arguments, claims, and evidence presented in communication
- Empower decision-making through thoughtful evaluation of diverse perspectives, relevant evidence, and potential consequences.
- Apply critical thinking to handle conflicts by encouraging positive communication, negotiation, and mediation to find solutions that benefit everyone involved.

### Reference Books

Skilful Level 2 Reading & Writing Student's Book Pack (B1) Macmillan Educational.

Hewings, Martin. *Cambridge Academic English (B2)*. CUP, 2012. (Student Book, Teacher Resource Book, CD & DVD)

Norman Lewis *Word Power Made Easy*. Penguin Books 2015

Haribabu Thammineni. *English for Competitive Exams*. Notion Press, 2021

## ASSESSMENT

The learners will demonstrate their knowledge and abilities through the completion of the following required assessments while or at the end of this course.

1. **Day to Day Performance** (Attendance, In Lab Activity Performance, Critical Assessment of the Peers, etc.,)
2. **Vocabulary** - (In-Lab Practice & Involvement, Two Quizzes one before Mid-I and the other before Mid-II)
3. **Professional Certificate** Plan/ Registration,
4. **Speaking-** (Regular Activities on Padlet, 5 In-Lab Activities)
5. **Self-Reflections & Peer-Assessment:** Self-assessment is the process of evaluating one's abilities, achievements, and progress.

### 1. Day-to-Day Performance: (10M)

Day-to-day assessment involves ongoing evaluation of students' progress, understanding, and performance throughout the course.

- *Regular attendance signifies a commitment to education and maximizes learning opportunities and Day to Day Attendance brings in 10 Marks (42/48= 5M, 39/48= 4 M, 36/48= 3 M, 33/48= 2 M, Any number below 33/48= 0 M)*

### 2. Vocabulary Quiz: (20M)

The quiz is conducted on vocabulary based on WPME. Each quiz contains 30 to 50 questions and will be scaled down to **10 Marks**. 2 quizzes\* are conducted. One of these quizzes is conducted before Mid-I and the other before Mid-II.

The duration of any quiz is 30 Min only. These Quizzes are either Paper Based or Computer-Based Tests (CBT)

Note: \* **Quiz I** is conducted before **Mid-1 (10M)** and **Quiz II** is before **Mid-2 Exam (10M)**

### **3. Professional Certificate Registration: (5M)**

This professional certificate course is designed to provide you with a focused and practical learning experience, equipping you with the expertise needed for success in your chosen field. The Certificate accepted as part of this course is mapped to B1 or above the level on the most coveted Scale the Common European Framework for Reference (CEFR) which is used across Globe for the International Language Assessment.

**Students whose plan of enrollment into the professional certificate course is satisfactory will bring 5 marks.**

### **4. Speaking (50M)**

(Everyday Activities on Padlet, 5 In-Lab Activities)

#### ***Padlet Tracking:***

Padlet self-tracking on a fortnightly basis, students will receive 5 marks for each of the tracking reports submitted in the Evaluation part of this Manual. The score is based on the performance and accountability for the engagement. A total of 5 Progress Trackings will be considered for evaluation and subsequent scores as mentioned in the brackets. (5\*5=25M).

#### **In-Lab Activities: (Speaking activities)**

All In-Lab Activities will be evaluated by Peers & Teachers on the spot. Each activity will be assessed and awarded 5 marks each. Any best 5 activities are considered for the score as given in the brackets. (5\*5=25M).

**5. Communication Capsules (5M):** Each Student is expected to do at the end of each unit, one/two activities of giving their opinions on the Wisdom Quotes for Daily Inspiration. All these activities bring home 5 Marks at the end.

**5. Self & Peer Assessment (10 Marks):** Throughout the Lab Activities, each student is asked to assess his/her work and the peers' work through a structured form that shoots quite a few survey based questions. One at the end of each unit and all five will consolidated to 10 Marks.

### **Pass Criterion:**

1. Satisfactory Grade in the previous course.
2. Students should acquire a minimum of 60% in their day-to-day assessments conducted on EdTech tools like *G-Classroom, Quizizz, Padlet or any other similar Platform*, otherwise they are not eligible for taking any assessments. (Any of these Assignments on Grammar, Vocabulary and Email writing may be considered for evaluation at the teacher's discretion.)
3. Students have to secure 40% Marks to pass this examination.
4. Students who enroll on a certificate of any International standard of English shall be considered for Passing in unusual circumstances. (*This is Under the discretion of the Teacher's observation of the candidate*)
5. Clearing all categories is mandatory. Needs to get 40% in each category.

## Course Type and Allocation of the Marks for their Internal & External Exams

Course Type	Value Added Course	Mandatory Course (MC)	Skill Development Course (SDC)
Max. Marks Grade	<b>50 Marks</b> Satisfactory/Dissatisfactory	<b>50 Marks</b> Satisfactory/Dissatisfactory	<b>100 Marks</b> Satisfactory/Dissatisfactory
<b>Internal</b>	<b>50M- Exam-I</b> (at the end of Cycle-I) <i><b>In lab Activity</b></i> <i>Participation and day-to-day Assessment performance (15 M)</i> <i><b>Padlet Tracking (5M)</b></i> <i><b>Professional Certificate registration plan (5M)</b></i> 3 <i><b>Speaking activities (15M)</b></i> Vocabulary through Quiz-1 (10M)	<b>20M- Internal Record &amp; Day-to-Day Evaluation</b>  <b>40M</b> from Emails E1, E2, E3 & E4 <b>20M</b> from Quizzes Q1, Q2 <b>10M</b> from Paragraph <b>10 M</b> Certificate / CI <b>20M</b> LS Practice Activity  <b>Note:</b> Total Score will be scaled down to 20M	<b>25M- Internal Record &amp; Day-to-Day Evaluation\</b>  <b>40M</b> from Emails E1, E2, E3 & E4 <b>20M</b> from Quizzes Q1, Q2 <b>10M</b> from Paragraph <b>10 M</b> Certificate / CI <b>20M</b> LS Practice Activity  <b>Note:</b> Total Score will be scaled down to 25M
<b>External</b>	<b>50M-Exam-II</b> (at the end of Cycle-II)  <i><b>In lab Activity</b></i> <i>Participation and day-to-day Assessment performance (15 M)</i> <i><b>Padlet Tracking (5M)</b></i> <i><b>Professional Certificate registration plan (5M)</b></i> 3 <i><b>Speaking activities (15M)</b></i> Vocabulary through Quiz-2 (10M)	<b>30 M External</b> <b>30 M</b> through 3 quizzes- Q3 while Q4 & Q5 end <b>10 M</b> Certificate / CI <b>20M</b> through 2 Emails E5 & E6 <b>20 M</b> through Essay, PPDT <b>20 M</b> through Interview by External Examiner  <b>Note:</b> Total Score will be scaled down to 30M	<b>75 M External</b> <b>30 M</b> through 3 quizzes- Q3 while Q4 & Q5 end <b>10 M</b> Certificate / CI <b>20M</b> through 2 Emails E5 & E6 <b>20 M</b> through Essay, PPDT <b>20 M</b> through Interview by External Examiner  <b>Note:</b> Total Score will be scaled down to 75M



**Grading table for VC, SDC & MC:**

Percentage	Grade
$\geq 90$	S
$\geq 80$ to $\leq 90$	A
$\geq 70$ to $\leq 80$	B
$\geq 60$ to $\leq 70$	C
$\geq 50$ to $\leq 60$	D
$\geq 40$ to $\leq 50$	E
$< 40$	F

**Details of the Professional Certificate :**

(to be filled in by the Candidate)

<b>Name of the Body &amp; Certificate</b>	
<b>Have you chosen a certification? (Yes/No)</b>	<input type="checkbox"/> Yes <input type="checkbox"/> No
<b>If Yes, why did you choose it?</b> <i>(Provide reasons for choosing the certification, including your learning goals and outcomes.)</i>	
<b>If No, why have you not chosen a certification?</b> <i>(State reasons for not opting for a certification yet, and any challenges or factors involved.)</i>	
<b>Course Opted for:</b> <i>(Provide details of the course related to the certification, if applicable.)</i>	
<b>Teacher's Approval Status:</b>	Approved: <input type="checkbox"/> Yes <input type="checkbox"/> No Date of Approval: _____
<b>Registration Status</b>	<input type="checkbox"/> Registered <input type="checkbox"/> Yet to register (Date : _____)
<b>Whatsapp Group joining Status</b>	<input type="checkbox"/> Yes
<b>Signature of the Candidate</b>	

## **Achievement Badge Rubric for Unit Evaluation**

<b>Criteria</b>	<b>Badge Title</b>	<b>Teacher Evaluation</b>	<b>Self-Evaluation</b>
<b>Preparation</b>	Ready Learner	Came prepared with relevant vocabulary and materials.	Was I well-prepared with vocabulary and notes?
<b>Participation</b>	Engagement Star	Actively joined quizzes scanned QR codes, and participated in activities.	Did I fully participate and stay engaged throughout?
<b>Use of Vocabulary</b>	Wordsmith	Used appropriate and diverse vocabulary in tasks.	Did I use vocabulary from the source material effectively?
<b>Collaboration</b>	Team Player	Contributed positively and worked well with peers.	Did I support my group and contribute to teamwork?
<b>Speaking Skills</b>	Confident Speaker	Spoke clearly and confidently during activities.	Did I speak confidently and clearly during the activity?
<b>Reflection</b>	Thoughtful Thinker	Wrote meaningful reflections using key concepts.	Did I reflect thoughtfully and use relevant concepts?

### **Badge Criteria:**

1. **Engagement Star:** For consistent participation and active involvement.
2. **Ready Learner:** For being prepared with notes and materials.
3. **Wordsmith:** For effectively incorporating vocabulary in written or spoken tasks.
4. **Team Player:** For excellent collaboration and teamwork.
5. **Confident Speaker:** For clear, confident communication during Speechcraft.
6. **Thoughtful Thinker:** For writing insightful reflections.

### **Grading Scale for Badges:**

- **Gold:** Outstanding performance in the criterion. (Keep Marks in the award list)
- **Silver:** Good effort but room for improvement. (Reduce 1 or 2 Marks)
- **Bronze:** Needs improvement. (Reduce 3-5) marks. (Include all vertices from unit-1 together)

### **Note to the Teacher:**

This rubric is designed to simplify and enhance the evaluation process by integrating achievement badges for student performance. It ensures consistency in assessing participation, preparation, vocabulary use, collaboration, speaking skills, and reflections throughout the units.

Please use this rubric as a standard for evaluating all subsequent units. Assign badges (Gold, Silver, or Bronze) for each criterion to motivate students and encourage active engagement, teamwork, and self-reflection. By maintaining this approach, you will foster a positive and goal-oriented learning environment across the curriculum

# Practice

## UNIT-1

### ***Pre-Lab Instructions:***

- Scan the first QR code provided in the speechcraft resource and find one interesting activity that you want to practice and participate in the lab with your peers for 2 weeks. (Week-1 practice/ week-2 evaluation).
- Spend 15-20 minutes enriching your vocabulary by researching and noting down relevant terms. Refer to a dictionary or other resources as needed. Aim for a diverse and impactful vocabulary list to share with your friends while practicing the activity.
- Note: As a sub-team of four, collaborate with your teammates to choose an activity that best reflects your team's strengths and interests.

**The Lexicon Garden (Time-10 min):** Engage in active vocabulary learning by exploring the concepts in WPME and ECE using interactive quiz platforms like Quizizz or Socrative.

Jump into the quiz! Once your teacher provides the game code or room name, log in to either Quizizz or Socrative using your registered number. Carefully read the instructions and answer the questions within the time limit.

After submitting the Quiz, reflect on your performance and write a short paragraph using relevant vocabulary and concepts from the source topic in your reflection.

Week _____ (15 min)	Week _____ (15 min)
Source: WPME Part-II	Source: ECE Book
Topic: How to Talk About Actions (Sessions 19-23).	Topic: “High-frequency words” (page 216-218 )
Grade: _____	Grade: _____
Short Paragraph:	Short Paragraph:
Signature of the Teacher:	Signature of the Teacher:








**While-Lab Instructions:**

- During the Lab session, practice(one week) or participate(second week) in the selected activity with a group of four peers. Actively seek feedback from both your peers and the teacher.
- After the activity, provide constructive feedback to your peers by scanning the Second QR code. This collaborative process will enhance your critical thinking and analytical skills.

**Speechcraft (Time-10 min)**

**Objective:** Enhance your speaking skills through Self-practice, Presentation, and Reflection.

Resources:

 <p>Scan the QR code! It opens up a world of learning with exciting activities waiting for you. <a href="https://bit.ly/3Py7GZq">https://bit.ly/3Py7GZq</a></p>	<p>Scan the QR code to embark on a journey of mutual growth, sharing insightful peer feedback and profound reflections.</p> <table border="0"><tr><td data-bbox="719 636 995 873"><p>Week 3</p> <a href="https://bit.ly/4g1EuEX">https://bit.ly/4g1EuEX</a></td><td data-bbox="995 636 1445 873"><p>Week 4</p> <a href="https://bit.ly/3E9Ge1P">https://bit.ly/3E9Ge1P</a></td></tr></table>	<p>Week 3</p>  <a href="https://bit.ly/4g1EuEX">https://bit.ly/4g1EuEX</a>	<p>Week 4</p>  <a href="https://bit.ly/3E9Ge1P">https://bit.ly/3E9Ge1P</a>
<p>Week 3</p>  <a href="https://bit.ly/4g1EuEX">https://bit.ly/4g1EuEX</a>	<p>Week 4</p>  <a href="https://bit.ly/3E9Ge1P">https://bit.ly/3E9Ge1P</a>		

**Post-Lab Instructions:**

- After the lab, engage in an informal discussion with your peers to reflect on your performance and plan for the following week.

## UNIT-2

### ***Pre-Lab Instructions:***

- Scan the first QR code provided in the speechcraft resource and find one interesting activity that you want to practice and participate in the lab with your peers for 2 weeks. (Week-1 practice/ week-2 evaluation).
- Spend 15-20 minutes enriching your vocabulary by researching and noting down relevant terms. Refer to a dictionary or other resources as needed. Aim for a diverse and impactful vocabulary list to share with your friends while practicing the activity.
- Note: As a sub-team of four, collaborate with your teammates to choose an activity that best reflects your team's strengths and interests.

**The Lexicon Garden (Time-10 min):** Engage in active vocabulary learning by exploring the concepts in WPME and ECE using interactive quiz platforms like Quizizz or Socrative.

Jump into the quiz! Once your teacher provides the game code or room name, log in to either Quizizz or Socrative using your registered number. Carefully read the instructions and answer the questions within the time limit.

After submitting the Quiz, reflect on your performance and write a short paragraph using relevant vocabulary and concepts from the source topic in your reflection.

Week _____ (15 min)	Week _____ (15 min)
Source: WPME Part-II	Source: ECE Book
Topic: How to Talk About Various Speech Habits (Sessions 24-27).	Topic: “Some Expected Questions on ANTONYMS”(133-144)
Grade: _____	Grade: _____
Short Paragraph:	Short Paragraph:
Signature of the Teacher:	Signature of the Teacher:

**While-Lab Instructions:**

- During the Lab session, practice(one week) or participate(second week) in the selected activity with a group of four peers. Actively seek feedback from both your peers and the teacher.
- After the activity, provide constructive feedback to your peers by scanning the Second QR code. This collaborative process will enhance your critical thinking and analytical skills.

**Speechcraft (Time-10 min)**

**Objective:** Enhance your speaking skills through Self-practice, Presentation, and Reflection.

Resources:



Scan the QR code! It opens up a world of learning with exciting activities waiting for you.  
<https://bit.ly/4hxzfy5>

Scan the QR code to embark on a journey of mutual growth, sharing insightful peer feedback and profound reflections.

Week 5



<https://bit.ly/4gjNIwu>

Week 6



<https://bit.ly/40P6HdR>

**Post-Lab Instructions:**

- After the lab, engage in an informal discussion with your peers to reflect on your performance and plan for the following week.



## UNIT-3

### ***Pre-Lab Instructions:***

- Scan the first QR code provided in the speechcraft resource and find one interesting activity that you want to practice and participate in the lab with your peers for 2 weeks. (Week-1 practice/ week-2 evaluation).
- Spend 15-20 minutes enriching your vocabulary by researching and noting down relevant terms. Refer to a dictionary or other resources as needed. Aim for a diverse and impactful vocabulary list to share with your friends while practicing the activity.
- Note: As a sub-team of four, collaborate with your teammates to choose an activity that best reflects your team's strengths and interests.

**The Lexicon Garden (Time-10 min):** Engage in active vocabulary learning by exploring the concepts in WPME and ECE using interactive quiz platforms like Quizizz or Socrative.

Jump into the quiz! Once your teacher provides the game code or room name, log in to either Quizizz or Socrative using your registered number. Carefully read the instructions and answer the questions within the time limit.

After submitting the Quiz, reflect on your performance and write a short paragraph using relevant vocabulary and concepts from the source topic in your reflection.

Week _____ (15 min)	Week _____ (15 min)
Source: WPME Part-II	Source: ECE Book
Topic: How to Insult Your Enemies (Sessions 28-31).	Topic: “SYNONYMS” (pages 145-176 )
Grade: _____	Grade: _____
Short Paragraph:	Short Paragraph:
Signature of the Teacher:	Signature of the Teacher:








**While-Lab Instructions:**

- During the Lab session, practice(one week) or participate(second week) in the selected activity with a group of four peers. Actively seek feedback from both your peers and the teacher.
- After the activity, provide constructive feedback to your peers by scanning the Second QR code. This collaborative process will enhance your critical thinking and analytical skills.

**Speechcraft (Time-10 min)**

**Objective:** Enhance your speaking skills through Self-practice, Presentation, and Reflection.

Resources:

 <p>Scan the QR code! It opens up a world of learning with exciting activities waiting for you.</p> <p><a href="https://bit.ly/3CviRPN">https://bit.ly/3CviRPN</a></p>	<p>Scan the QR code to embark on a journey of mutual growth, sharing insightful peer feedback and profound reflections.</p> <table border="0"><tr><td data-bbox="730 633 986 869"><p>Week 7</p><p><a href="https://bit.ly/3EfzIXp">https://bit.ly/3EfzIXp</a></p></td><td data-bbox="986 633 1457 869"><p>Week 8</p><p><a href="https://bit.ly/3WYI10r">https://bit.ly/3WYI10r</a></p></td></tr></table>	<p>Week 7</p>  <p><a href="https://bit.ly/3EfzIXp">https://bit.ly/3EfzIXp</a></p>	<p>Week 8</p>  <p><a href="https://bit.ly/3WYI10r">https://bit.ly/3WYI10r</a></p>
<p>Week 7</p>  <p><a href="https://bit.ly/3EfzIXp">https://bit.ly/3EfzIXp</a></p>	<p>Week 8</p>  <p><a href="https://bit.ly/3WYI10r">https://bit.ly/3WYI10r</a></p>		

**Post-Lab Instructions:**

- After the lab, engage in an informal discussion with your peers to reflect on your performance and plan for the following week.

## UNIT-4

### ***Pre-Lab Instructions:***

- Scan the first QR code provided in the speechcraft resource and find one interesting activity that you want to practice and participate in the lab with your peers for 2 weeks. (Week-1 practice/ week-2 evaluation).
- Spend 15-20 minutes enriching your vocabulary by researching and noting down relevant terms. Refer to a dictionary or other resources as needed. Aim for a diverse and impactful vocabulary list to share with your friends while practicing the activity.
- Note: As a sub-team of four, collaborate with your teammates to choose an activity that best reflects your team's strengths and interests.

**The Lexicon Garden (Time-10 min):** Engage in active vocabulary learning by exploring the concepts in WPME and ECE using interactive quiz platforms like Quizizz or Socrative.

Jump into the quiz! Once your teacher provides the game code or room name, log in to either Quizizz or Socrative using your registered number. Carefully read the instructions and answer the questions within the time limit.

After submitting the Quiz, reflect on your performance and write a short paragraph using relevant vocabulary and concepts from the source topic in your reflection.

Week _____ (15 min)	Week _____ (15 min)
Source: WPME Part-II	Source: ECE Book
Topic: How to Flatter Your Friends (Sessions 32-37).	Topic: “One Word Substitutions” (pages 177-184 )
Grade: _____	Grade: _____
Short Paragraph:	Short Paragraph:
Signature of the Teacher:	Signature of the Teacher:

**While-Lab Instructions:**

- During the Lab session, practice(one week) or participate(second week) in the selected activity with a group of four peers. Actively seek feedback from both your peers and the teacher.
- After the activity, provide constructive feedback to your peers by scanning the Second QR code. This collaborative process will enhance your critical thinking and analytical skills.

**Speechcraft (Time-10 min)**

**Objective:** Enhance your speaking skills through Self-practice, Presentation, and Reflection.

Resources:

Resources:



Scan the QR code! It opens up a world of learning with exciting activities waiting for you.  
<https://bit.ly/3POQY7Z>

Scan the QR code to embark on a journey of mutual growth, sharing insightful peer feedback and profound reflections.

Week 10



<https://bit.ly/3Cp4f4w>

Week 11



<https://bit.ly/3EhqES0>

**Post-Lab Instructions:**

- After the lab, engage in an informal discussion with your peers to reflect on your performance and plan for the following week.

## UNIT-5

### ***Pre-Lab Instructions:***

- Scan the first QR code provided in the speechcraft resource and find one interesting activity that you want to practice and participate in the lab with your peers for 2 weeks. (Week-1 practice/ week-2 evaluation).
- Spend 15-20 minutes enriching your vocabulary by researching and noting down relevant terms. Refer to a dictionary or other resources as needed. Aim for a diverse and impactful vocabulary list to share with your friends while practicing the activity.
- Note: As a sub-team of four, collaborate with your teammates to choose an activity that best reflects your team's strengths and interests.

**The Lexicon Garden (Time-10 min):** Engage in active vocabulary learning by exploring the concepts in WPME and ECE using interactive quiz platforms like Quizizz or Socrative.

Jump into the quiz! Once your teacher provides the game code or room name, log in to either Quizizz or Socrative using your registered number. Carefully read the instructions and answer the questions within the time limit.

After submitting the Quiz, reflect on your performance and write a short paragraph using relevant vocabulary and concepts from the source topic in your reflection.

Week _____ (15 min)	Week _____ (15 min)
Source: WPME Part-II	Source: ECE Book
Topic: How to Check Your Progress : Comprehensive Test -II (Sessions 38)	Topic: "SentenceCompletion" (page 185-206 )
Grade: _____	Grade: _____
Short Paragraph:	Short Paragraph:
Signature of the Teacher:	Signature of the Teacher:

**While-Lab Instructions:**

- During the Lab session, practice(one week) or participate(second week) in the selected activity with a group of four peers. Actively seek feedback from both your peers and the teacher.
- After the activity, provide constructive feedback to your peers by scanning the Second QR code. This collaborative process will enhance your critical thinking and analytical skills.

**Speechcraft (Time-10 min)**

**Objective:** Enhance your speaking skills through Self-practice, Presentation, and Reflection.

Resources:



Scan the QR code! It opens up a world of learning with exciting activities waiting for you.

<https://bit.ly/42s403e>

Scan the QR code to embark on a journey of mutual growth, sharing insightful peer feedback and profound reflections.

Week 12



<https://bit.ly/4jAVJjr>

Week 13



<https://bit.ly/40rTvKE>

**Post-Lab Instructions:**

- After the lab, engage in an informal discussion with your peers to reflect on your performance and plan for the following week.

# Evaluation

## Cycle -1 Assessment

Name of the Quiz	
Date	
Topics Covered in this Quiz	
Score	____/____
No. of Questions attempted Correct	
No. of Questions attempted Incorrect	

### Analysis:

Write reasons for any 3 questions that you rightly attempted.

Your learning outcomes on the topics covered in the quiz:

Write the reasons for a few questions you attempted wrong by discussing with a partner who attempted them right.



## Cycle-2 Assessment

### **Basic Details:**

<b>Name of the Quiz</b>	
<b>Date</b>	
<b>Topics Covered in this Quiz</b>	
<b>Score</b>	____/____
<b>No. of Questions attempted Correct</b>	
<b>No. of Questions attempted Incorrect</b>	

### **Analysis:**

**Write at least the meanings for any 5 words that you encountered in the Vocabulary part and write 3 sentences with each root word in order to help you use them in your daily communication.**

## **Fortnight Padlet Progress Report 1**

**Instructions:-** Below is a report that reflects your work progress on PADLET. Take a screenshot of your padlet work, including peers' and teachers' comments, and take a printout of it and paste it here in the given space every 2 weeks.

### **Report**

Regd.no	Name	Practice time Duration (in min)

### **Details of the Tasks**

No. of tasks done	No. of Comments received:	No. of Comments Given:

Grades	1	2	3	4	5
Write the number of Grades					

Screenshots of atleast any <b>Two Best Comments</b> by the <b>PEERS</b>	Screenshots of at least any <b>Two Best Comments</b> by the <b>TEACHER</b>

## **Fortnight Padlet Progress Report 2**

**Instructions:-** Below is a report that reflects your work progress on PADLET. Take a screenshot of your padlet work, including peers' and teachers' comments, and take a printout of it and paste it here in the given space every 2 weeks.

### **Report**

Regd.no	Name	Practice time Duration (in min)

### **Details of the Tasks**

No. of tasks done	No. of Comments received:	No. of Comments Given:

Grades	1	2	3	4	5
Write the number of Grades					

Screenshots of at least any <b>Two Best Comments</b> by the <b>PEERS</b>	Screenshots of at least any <b>Two Best Comments</b> by the <b>TEACHER</b>

### **Fortnight Padlet Progress Report 3**

**Instructions:-** Below is a report that reflects your work progress on **PADLET**. Take a screenshot of your padlet work, including peers' and teachers' comments, and take a printout of it and paste it here in the given space every 2 weeks.

#### **Report**

Regd.no	Name	Practice time Duration (in min)

#### **Details of the Tasks**

No. of tasks done	No. of Comments received:	No. of Comments Given:

Grades	1	2	3	4	5
Write the number of Grades					

Screenshots of at least any <b>Two Best Comments</b> by the <b>PEERS</b>	Screenshots of at least any <b>Two Best Comments</b> by the <b>TEACHER</b>

## **Fortnight Padlet Progress Report 4**

**Instructions:-** Below is a report that reflects your work progress on PADLET. Take a screenshot of your padlet work, including peers' and teachers' comments, and take a printout of it and paste it here in the given space every 2 weeks.

### **Report**

Regd.no	Name	Practice time Duration (in min)

### **Details of the Tasks**

No. of tasks done	No. of Comments received:	No. of Comments Given:

Grades	1	2	3	4	5
Write the number of Grades					

Screenshots of at least any <b>Two Best Comments</b> by the <b>PEERS</b>	Screenshots of at least any <b>Two Best Comments</b> by the <b>TEACHER</b>

## **Fortnight Padlet Progress Report 5**

**Instructions:-** Below is a report that reflects your work progress on **PADLET**. Take a screenshot of your padlet work, including peers' and teachers' comments, and take a printout of it and paste it here in the given space every 2 weeks.

### **Report**

Regd.no	Name	Practice time Duration (in min)

### **Details of the Tasks**

No. of tasks done	No. of Comments received:	No. of Comments Given:

Grades	1	2	3	4	5
Write the number of Grades					

Screenshots of at least any <b>Two Best Comments</b> by the <b>PEERS</b>	Screenshots of at least any <b>Two Best Comments</b> by the <b>TEACHER</b>

### Celebrating Learning: Badge Tracker

Unit No	Badge Achieved
1	<input type="checkbox"/> Gold <input type="checkbox"/> Silver <input type="checkbox"/> Bronze <input type="checkbox"/> No Badge
2	<input type="checkbox"/> Gold <input type="checkbox"/> Silver <input type="checkbox"/> Bronze <input type="checkbox"/> No Badge
3	<input type="checkbox"/> Gold <input type="checkbox"/> Silver <input type="checkbox"/> Bronze <input type="checkbox"/> No Badge
4	<input type="checkbox"/> Gold <input type="checkbox"/> Silver <input type="checkbox"/> Bronze <input type="checkbox"/> No Badge
5	<input type="checkbox"/> Gold <input type="checkbox"/> Silver <input type="checkbox"/> Bronze <input type="checkbox"/> No Badge

Teacher's Signature: \_\_\_\_\_

## Space for Notes